

Traveler Work Station How to Guide



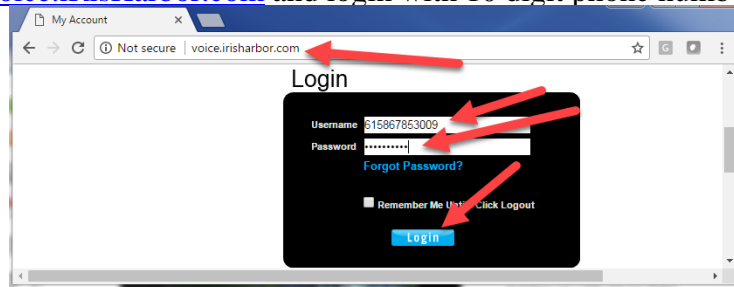
Please note the name of the traveler phone. Please see name next to first phone line.

- o Is this example the phone is called “Traveler Test Turn”

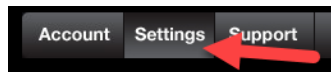


The person using the traveler workstation will do the following steps:

- o Browse to <http://voice.iRISharbor.com> and login with 10 digit phone number

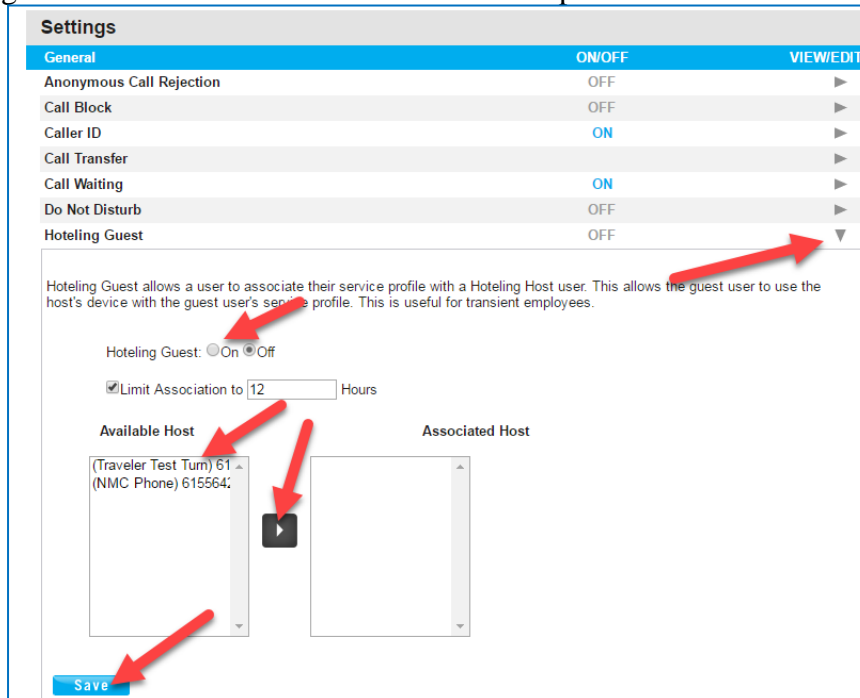


- o Select Setting

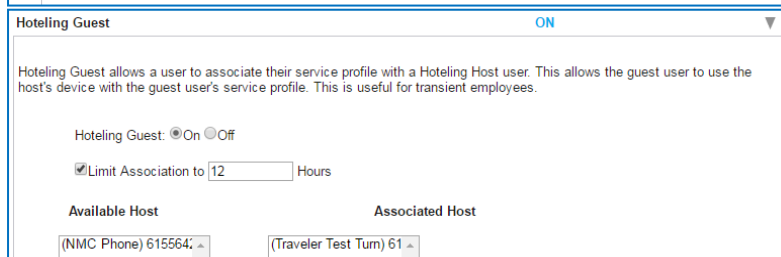


- o Select “Hoteling Guest” arrow -> “On” -> the correct host phone -> Save

- Before



- After



The Traveler phone will now act like your regular desk phone until you disable or 12-hour limit reached